

# **S**ervice Manual

## **“MaxiMiser” CLASS II and III ISSFP Integral Sideshifting and Fork Positioning Carriages**

This manual contains standard production  
Product Identification Numbers.  
Special Engineered Options not included.

**FOR PARTS AND SERVICE:  
TELEPHONE: (888) 946-3330**

Manual Number:  
**254293 R0**





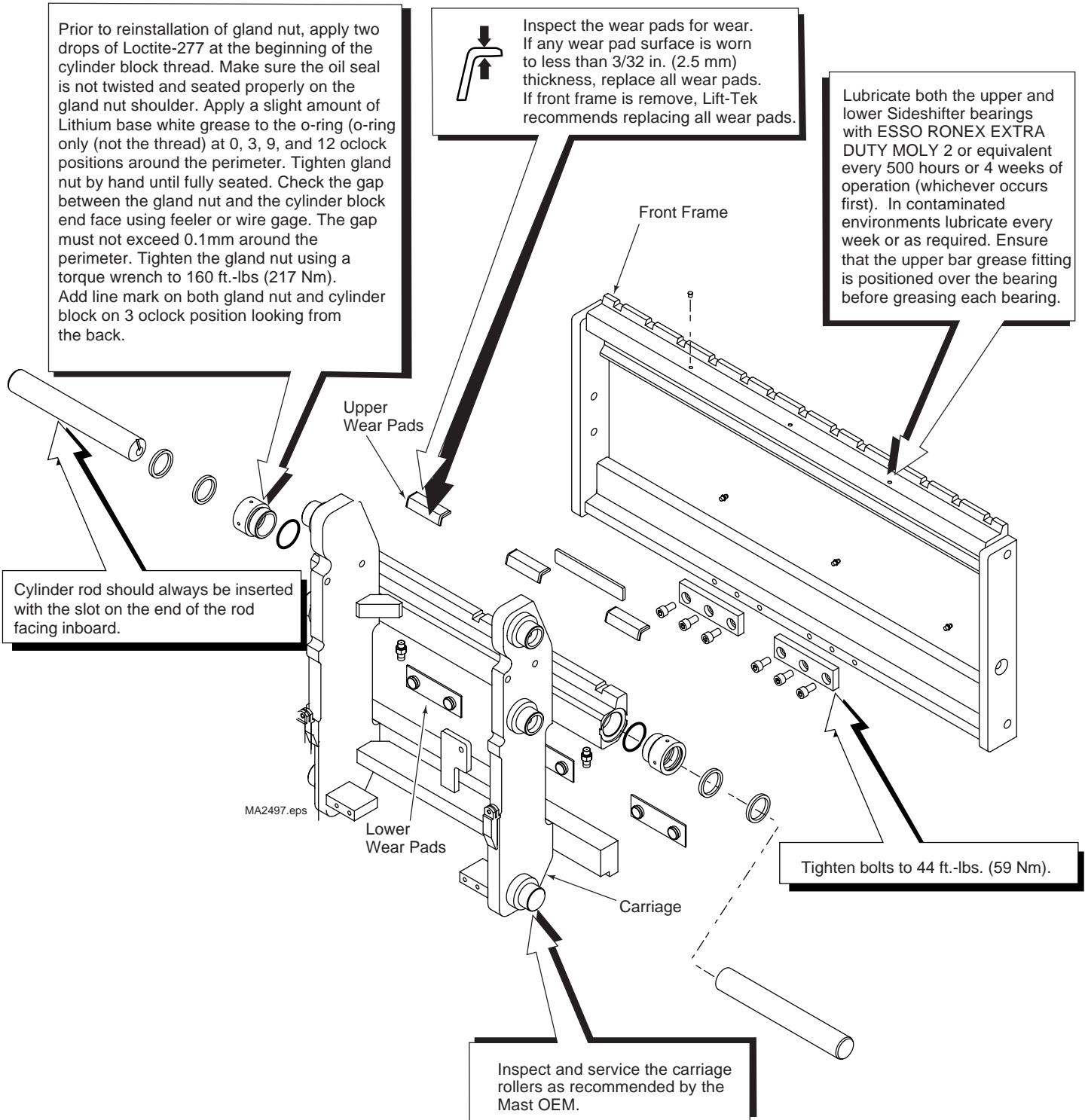
# Contents

**Cover ..... 1**  
**“MaxiMiser” INTEGRAL SIDESHIFTER SERVICE ..... 4**  
**“MaxiMiser” FORK POSITIONER SERVICE ..... 6**

# “MaxiMiser” INTEGRAL SIDESHIFTER SERVICE

## WARNING:

The cylinder rod should always be pushed in before removing the front frame off the carriage.



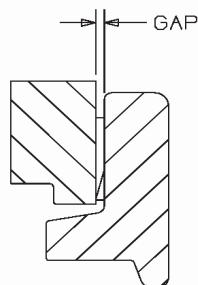
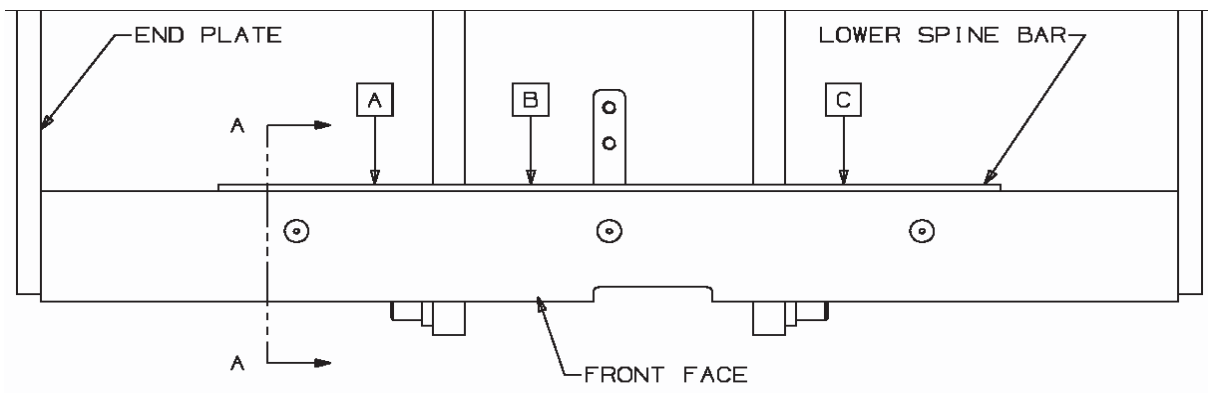
# “MaxiMiser” INTEGRAL SIDESHIFTER SERVICE

To check for wear on the lower wear pads follow the procedure below.

1. Back tilt mast as far possible
2. Stack feeler gauges to 2.5mm (0.1")
3. Using figure 1 as a guide, measure the gaps at the points shown (just beside each lower wear pad) by sliding the gauge stack between the lower fork bar and the lower spine bar.

Note: Apply light pressure to the adjacent end plate on the front face when measuring at points A and C

4. If the stack does not slide easily between the front face and the lower spine bar, the wear pads need replacing.
5. Additionally inspect the rear of the lower fork bar for signs of metal to metal contact with the lower spine bar. Any contact should be investigated to determine the cause.



MA2978.eps

SECTION A - A

# “MaxiMiser” FORK POSITIONER SERVICE

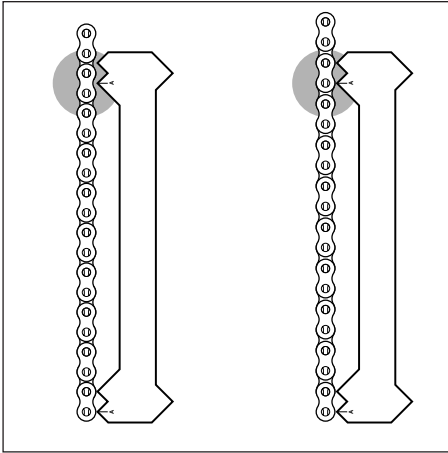


FIGURE 1

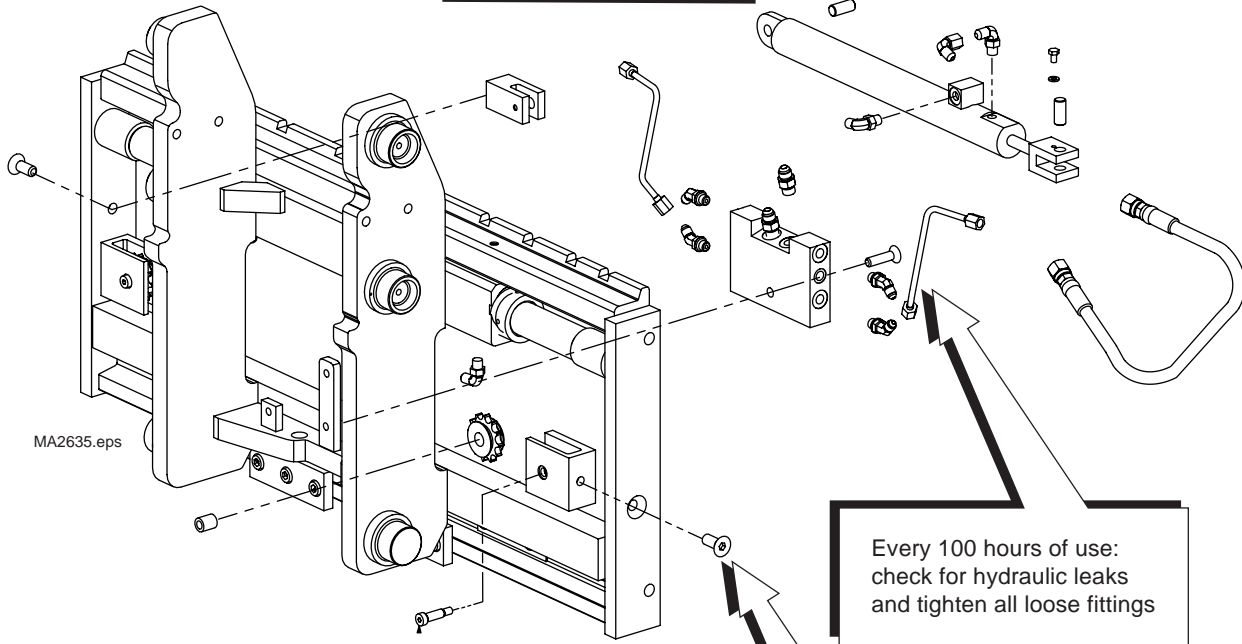
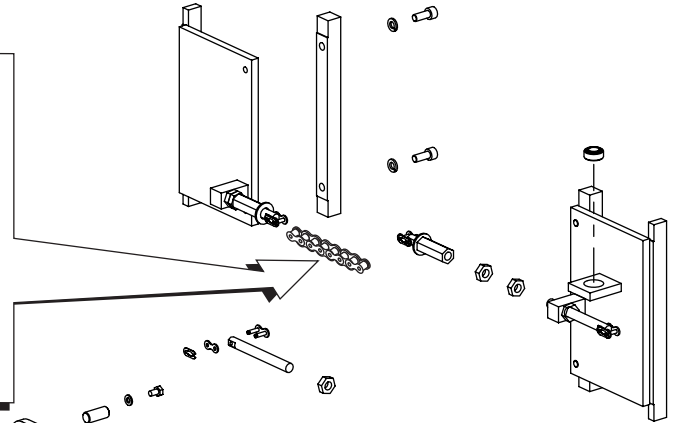
Every weekly inspection,  
Lubricate the full length  
of the chains with SAE  
40 wt. oil.

Every 500 hours of use:  
check chains for stretch  
replacing if needed.

SEE ( FIGURE 1 )

**CAUTION:**

the chains must be coated  
with a light film of lubricate  
at all times.



MA2635.eps

Every 100 hours of use:  
check for hydraulic leaks  
and tighten all loose fittings

Every 100 hours of use:  
check and tighten all  
capscrews.

# Manual Change Summary

R0 - Release.

**Do you have any questions that need to be answered right now?**

**Lift Technologies, Inc.**

**7040 South Highway 11**

**Westminster, SC 29693**

**USA**

**Tel: +1(864) 647-1119**

**Fax: +1(864) 647-5406**

**Customer Service  
(North America Toll Free)**

**1-888-946-3330**

---

### **Other Lift Technologies Locations**

**Lift Technologies Inc.**

**Corporate Head Office**

251 Woodlawn Road W., Unit 217

Guelph, ON N1H 8J1 Canada

Tel: +1-519-823-4545

**Lift -Tek Elecar Srl**

29015 Castel. San. Giovanni (PC)

Via G. Galilei

Italy

